

Entferntes Gateway bearbeiten

Name: HLW

Gateway-Typ: Verbindung initiieren

Gateway: EXT_HLW_A

Authentifizierungstyp: RSA-Schlüssel

Öffentlicher Schlüssel: 0sAQPAEipT2zPB1o5Sc
BHdL1K8KC8eF6oMpLW5

VPN-ID-Typ: IP-Adresse

VPN-ID:

Entfernte Netzwerke: EXT_HLW_LAN

Kommentar:

Save Cancel

Edit Remote Gateway

Name: Z

Gateway type: Initiate connection

Gateway: EXT_Z

Authentication type: RSA key

Public Key: 0sAQN+B4lp/UNVw+/oz
ZhF0Dy0uQFnZrMHR4Q2

VPN ID type: IP Address

VPN ID:

Remote Networks: EXT_Z

Comment:

Save Cancel

IPSec-Verbindung bearbeiten

Name: HLW

Remote-Gateway: HLW

Lokale Schnittstelle: DMZ

Richtlinie: AES-128 PFS

Lokale Netzwerke: Internal (Network)

Autom. Paketfilter: ☒

Striktes Routing: ☒

Kommentar:

Save Cancel

Edit IPSec connection

Name: Z

Remote Gateway: Z

Local Interface: External

Policy: AES-128 PFS

Local Networks: INT_HLWSuperNet

Auto packet filter: ☒


Strict routing: ☒





Comment:

Save Cancel


First


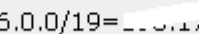


Site-to-Site-VPN-Tunnelstatus

 **HLW** [1 of 1 IPsec SAs established]

 **SA:** 192.168.36.0/24= <--> =172.16.0.0/19
VPN ID: 
IKE: Auth RSA / Enc AES_CBC_256 / Hash MD5 / Lifetime 7800s / PFS MODP1536 / DPD
IPsec: Enc AES_128 / Hash HMAC_MD5 / Lifetime 3600s

Second

 **Zi...** [1 of 1 IPsec SAs established]

 **SA:** 172.16.0.0/19= <--> =192.168.36.0/24
VPN ID: 
IKE: Auth RSA / Enc AES_CBC_256 / Hash MD5 / Lifetime 7800s / PFS MODP1536 / DPD
IPsec: Enc AES_128 / Hash HMAC_MD5 / Lifetime 3600s